



SecurityPlus

for MDAEMON®

INSTALLATION AND CONFIGURATION GUIDE

Overview

This document is designed to provide a quick installation guide for SecurityPlus for MDAEMON. SecurityPlus requires MDAEMON 9.5 or above. Users of MDAEMON versions prior to 9.5 should continue to use the earlier AntiVirus for MDAEMON plug-in which will continue to be supported and available for purchase. Licence keys for SecurityPlus for MDAEMON and AntiVirus for MDAEMON are completely interchangeable.

SecurityPlus for MDAEMON offers two powerful features that together provide an incredibly powerful solution to the huge problem of spam, virus and phishing attacks that are mainly transmitted by email.

The first feature is 'Outbreak Protection' which uses Recurrent Pattern Detection (RPD™) from Commtouch Software Ltd to detect messages which are probable spam, viruses or phishing attacks in "Zero Hour", ie. within the first hour of detection anywhere on the Internet. The second feature is a powerful anti-virus scanner developed by renowned virus research company - Kaspersky Labs – which is used to scan messages for known virus infections before taking action such as completely refusing the message, accepting and quarantining it, deleting it or cleaning it and then sending out the appropriate notifications.

Installation and configuration takes less than 5 minutes and once installed, it automatically keeps itself up to date. Virus signature updates from Kaspersky are extremely regular (often 5 or 6 a day), notification messages and actions can be customised and a free 'Urgent Update' service can be subscribed to which will trigger updates when an exceptionally fast spreading virus is detected by Kaspersky.

Yearly subscription prices are excellent value and this add-on to MDAEMON is a must have for all MDAEMON installations.

It is important to note that the Outbreak Protection feature only operates on MDAEMON Pro. MDAEMON Standard users will only benefit from the scanning provided by Kaspersky Labs anti-virus scanning engine.

An important note about third-party anti-virus scanners

The use of other third-party anti-virus applications on your MDAEMON server can cause problems such as server crashes, lost emails, duplicated emails, locked mail queues and unreliable detection of infected messages. If you are running another anti-virus application on your MDAEMON server, you must ensure that you exclude all of MDAEMON's folders from real-time scanning and that the email traffic to and from MDAEMON's services is not being intercepted for scanning. SecurityPlus for MDAEMON is designed specifically to operate with MDAEMON at the right point in the message delivery process and so provides the only reliable scanning solution for use with your MDAEMON server.

Where to download SecurityPlus for MDaemon

Download the latest installation file from our site here:-

<http://www.zensoftware.co.uk/mdsp/downloads.asp>

When prompted to, select to save the file and put it somewhere like your Desktop so you'll know where it is once the download has been completed.

Installing SecurityPlus for MDaemon

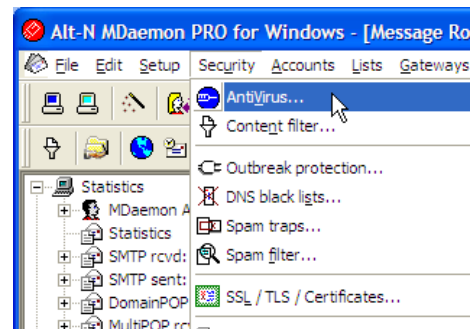
Once downloaded, run the installation file on the MDaemon server.

Step through the installation – there aren't any options to worry about here. If you have previously installed AntiVirus for MDaemon, the SecurityPlus installer will prompt for confirmation to uninstall the older plug-in which you should confirm.

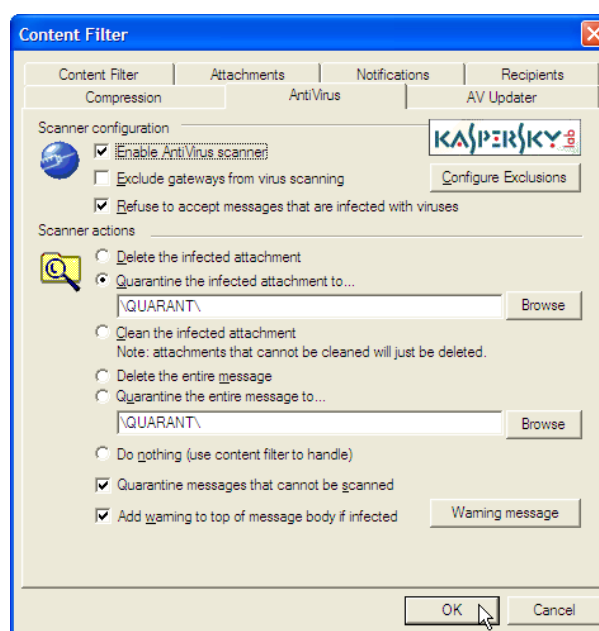
Once the installation is complete, MDaemon will be restarted automatically to enable the new plug-in.

Accessing MDaemon's AntiVirus settings

Although the default settings are recommended it is worth taking a look over the defaults that are used. The AntiVirus settings can be accessed through MDaemon, by selecting 'AntiVirus' from the 'Security' drop down menu as shown here:-



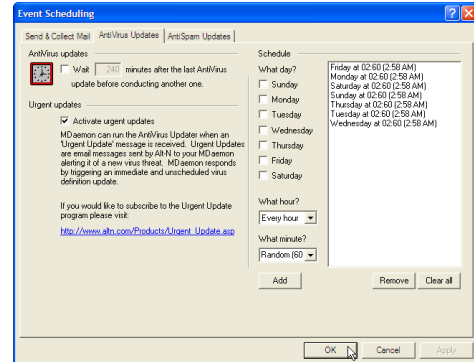
The default settings relating to the AntiVirus plug-in are shown below:-



Configuring an AntiVirus update schedule

By default, the AntiVirus plug-in will update its virus signatures automatically every 24 hours at a set random time between 00:00am and 00:59am – the random time will change each time MDaemon is restarted. One update check per day should be ideal for most installations although many people also choose to turn on the option for simple scheduling so that further checks are done every 4 hours.

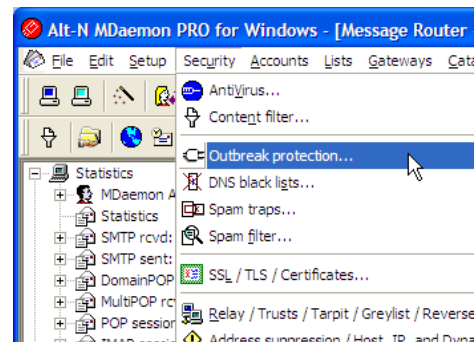
To control the update scheduling select 'Event Scheduling' from MDaemon's 'Setup' menu and select the 'AntiVirus Updates' tab.



It is highly recommended that you subscribe to the free 'Urgent updates' feature by following the link provided on this screen.

Accessing MDaemon's Outbreak Protection settings

Although the default settings are recommended it is worth taking a look over the defaults that are used. The Outbreak Protection settings can be accessed through MDaemon, by selecting 'Outbreak protection' from the 'Security' drop down menu as shown here:-



The default settings relating to Outbreak Protection are shown below:-

